



# BakeMax BMTSC Titan Series Heated Display Cases Operations Manual



**Questions? OEM Parts, Contact Us:**

Toll Free: 1-800-565-2253

Email: [Info@BakeMax.com](mailto:Info@BakeMax.com)

[www.BakeMax.com](http://www.BakeMax.com)

**Warranty Registration**

[www.BakeMax.com/Warranty-Registration](http://www.BakeMax.com/Warranty-Registration)



# Warning & Safety

**PLEASE READ AND FOLLOW INSTRUCTIONS BELOW TO PREVENT INJURY OR DAMAGE TO THE PRODUCT**

BakeMax® (a registered trademark of Titan Ventures International Inc or TVI) is not responsible for any harm or injury caused due to any person's improper or negligent use of this equipment. The product shall only be operated by someone over the age of 18, of sound mind, and not under the influence of any drugs or alcohol, who has been trained in the correct operation of this machine, and is wearing authorized, proper safety clothing. This machine is intended for commercial use only. Any modification or miss use to the machine voids any warranty and may cause harm to individuals using the machine or in the area of the machine while in operation.

- When using the machine, please ensure that you have read all of the instructions within this manual.
- Be aware of your surroundings when using this machine, ensure there are no children or any other persons who are near the machine before operating.
- Do not put hand near moving parts.
- Remove all obstacles, which may interfere with machine functions.
- Keep work area clean and clear of clutter.
- Do not sit or stand on machine.
- Do not wear loose clothing or jewellery when operating machine as it may get caught in moving parts and cause injury.
- Stop using the machine and have it checked by an authorized service personal if it is not working properly.
- Disconnect from power source before performing and maintenance or cleaning on the machine.
- When the machine is not in use, please clean and store properly,
- Do not place any electrical parts or plug / cord in water or liquid.
- If the supply cord is damaged it must be replaced by an authorized service agent in order to avoid any electrical hazards.
- Keep power cord away from heat.
- Always ensure to follow local laws when operating your machine.

# Cleaning

- This unit has been coated for shipping purposes, please clean before use.
- Do not use any liquid pressurised cleaning equipment on this machine.
- Disconnect power supply before cleaning.
- Only use food grade non-abrasive cleaning agents.
- Follow any additional cleaning / maintenance listed below.

# Features

**Display your food while keeping them at food safe temperatures with a BakeMax BMTSC Titan Series Heated Display Case. With sliding doors on both sides of the unit, they are perfect for increasing impulse sales in convenience stores, concession stands, kiosks, and snack stations.**

- Brilliant Internal LED lighting on top
- Removable water pan to add humidity
- Manual adjustable temperature controller (30°-90° C / 86-194°F)
- Exterior temperature display
- Three adjustable chrome plated shelves
- Tempered glass
- Shelf load capacity 22 lb
- Self serve front sliding doors and easy filling rear sliding doors. (Model BMTSC14 has hinged front and back doors.)
- Available in the following widths:
  - 14" (Model BMTCS14)
  - 27" (Model BMTCS27)
  - 36" (Model BMTCS36)
  - 48" (Model BMTCS48)
- 1 Year Limited Warranty

# Technical Specifications:

Model	External Dimensions (WDH)	Packaged Dimensions (WDH)	Net Weight	Packaged Weight	Bottom Shelf	Middle Shelf	Top Shelf
BMTSC14	14" x 19.1" x 26.1"	17" x 23" x 28"	45 lb	60 lb	11.4" x 13.7"	11.4" x 12.4"	11.4" x 11.3"
BMTSC27	27" x 19.1" x 26.1"	30" x 23" x 28"	74 lb	90 lb	13.6" x 24.4"	12" x 24.4"	11" x 24.4"
BMTSC36	36" x 19.1" x 26.1"	39" x 23" x 28"	92 lb	120 lb	33.7" x 13.6"	33.7" x 12.4"	33.7" x 11.3"
BMTSC48	48" x 19.1" x 26.1"	51" x 23" x 28"	118 lb	150 lb	45.7" x 13.6"	45.7" x 12.4"	45.7" x 11.3"

Model	Voltage	Phase	Amps	Watts	Hertz	NEMA
BMTSC14	120	1	7.1	800	60	5-15P
BMTSC27	120	1	9	1000	60	5-15P
BMTSC36	120	1	9.4	1100	60	5-15P
BMTSC48	120	1	12.5	1500	60	5-15P

\*\* Due to continuous product improvement, specifications are subject to change without notice.




Temperature Display



Water Pan located in front of BMTCS14 and in back for the BMTCS27 / 36 / 48



Chrome Plated Shelves



LED Lighting



Manual Temperature Control

Power Switch

## Operation

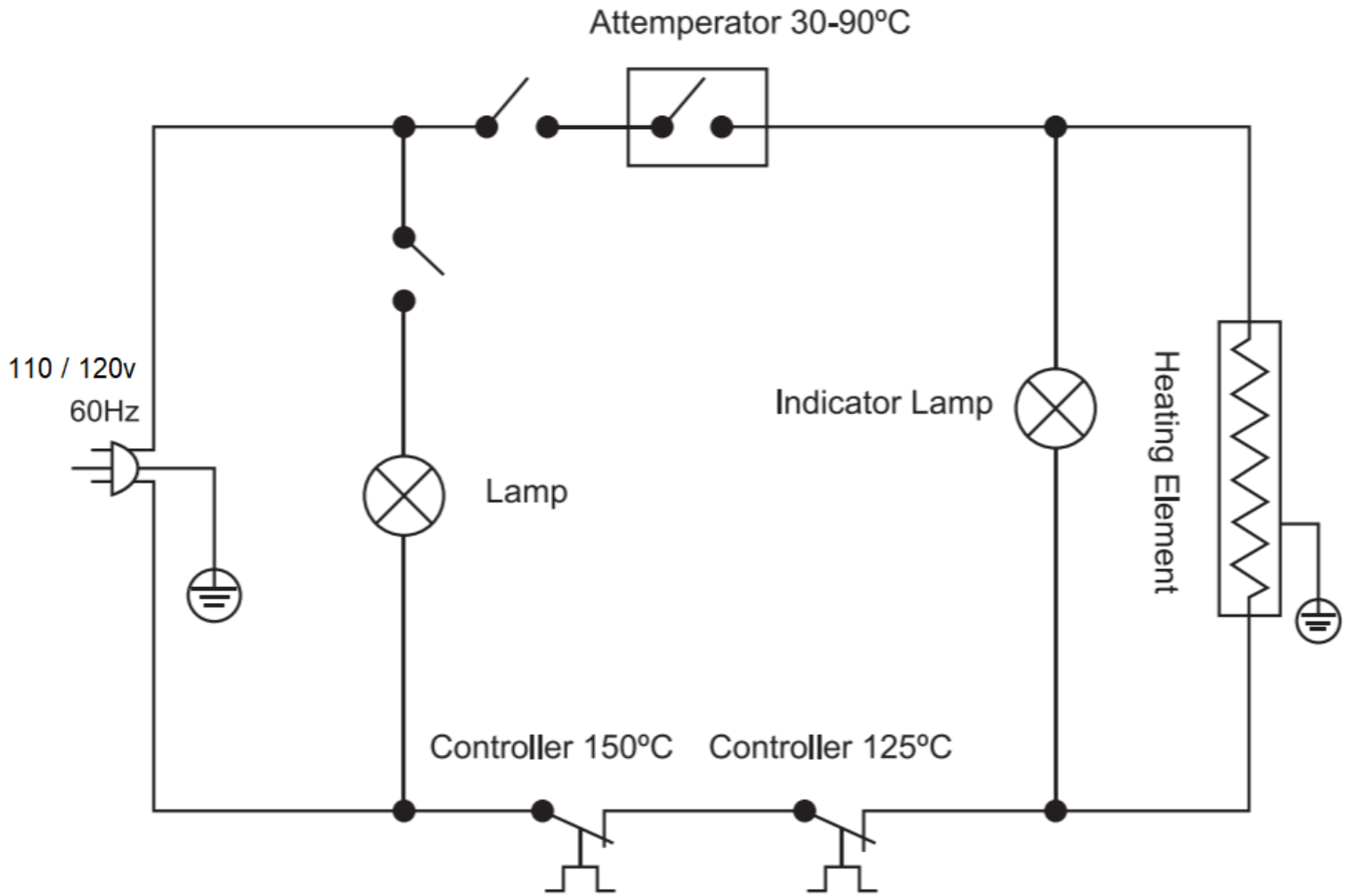
### To Start:

1. Ensure unit is placed on a flat and stable surface.
2. Fill water pan, remove pan, add water and place pan back inside unit.
3. Put plug in power source and turn on power.
4. Set the temperature as required for respective foods. You can adjust the desired temperature between 30°C-90°C / 86°F-194 °F.
5. The temperature inside of the hot display can be read from the front display.
6. Put the food in appropriate containers / packaging before placing them inside the heated display case.
7. Always use safety gloves or tongs when placing or removing food, as some of the warmer parts become very hot.
8. Open rear side door to place or remove food.
9. Disconnect the warmer from the power outlet when the it is not in use.

## General Maintenance & Cleaning

1. Daily maintenance should be carried out with all power to the unit in the off position, and the electrical cord unplugged. Cleaning should be carried out by means of food grade cleaning solutions via a soft or damp cloth. Do not utilize any type of pressurized water equipment.
2. Do not use any acidic agents and make sure that no water enters the device.
3. Clean the water pan regularly. Calcification in the water pan may be removed with common cleaning agents or liquids. (Ensure pan is removed from unit before cleaning)
4. After the cleaning procedure, you should use a soft and dry cloth to dry and polish the surface.
5. Make sure the device has been cleaned properly before storing it in a dry place.
6. Regular inspection on the outside and internal cabinet along with the power cord should be observed and carried out on a regular basis to isolate and or observe any unforeseen failure or safety concern.

# Electrical Schematic



# Warranty & Service

---

One year parts and labor limited warranty on most items, there are select items which carry a two year warranty. Extended warranty is available on some products. Contact us for details.

For all warranty claims, proof of purchase is required.

Warranty begins 10 days after shipping from warehouse; delays in installation which would extend the warranty must be approved.

All equipment must be installed and connected by qualified professionals in accordance with the manual specification.

Any abuse of equipment or improper use of machinery will void the warranty. Including failure to follow all instructions in operations manual. Properly install, maintain equipment, follow capacity charts, or electrical information.

Accessories, attachments, or electrical components such as fuses, bulbs, elements and switches are covered under a 90 day warranty. Repairs include Parts and Labor only, excluded is the following:

1. Overtime Labor Rates
2. Expedited Freight for Parts
3. BakeMax assumes no responsibility for down time or loss of product. All defective parts must be returned to BakeMax for credit. Repairs must be pre-authorized by BakeMax prior to work commencing.
4. Travel time is not covered by BakeMax, unless pre-authorized by BakeMax.

## Bench Warranty (Machines Weighing 100 lb or less)

For all warranty claims proof of purchase is required to claim warranty. One year parts and labor warranty, from date of purchase.

Once machine is approved for warranty, the machine is to be shipped prepaid to authorized service depot. Customer will ship machine prepaid to authorized service depot. If machine requires warranty work in less than 30 days of purchasing BakeMax will pay all shipping charges. (Freight damages during shipping for warranty is the responsibility of the owner of the machine.)

Once machine is received and repaired it will be returned to the user at BakeMax expense.

***\*\*BakeMax machines sold outside of the continental North America will carry one year parts warranty only.***



Titan Ventures International (TVI)  
270 Baig Blvd, Suite A3, Moncton, NB E1E1C8  
Toll Free: 1-800-565-BAKE (2253)  
Telephone: 1-506-858-8990  
Fax: 1-506-859-6929  
Email: Info@BakeMax.com

*BakeMax is a Registered Trade Mark of Titan Ventures International Inc.*

---

## BakeMax ® / Titan Ventures International Inc.

### Warehouses:

270 Baig Blvd, Suite A3, Moncton, NB E1E1C8   
1605 Crescent Circle, Dallas, TX 75006 

**Toll Free:** 1-800-565-BAKE (2253)  
**Phone:** 506-858-8990  
**Fax:** 506- 859-6929  
**Email:** Sales@BakeMax.com