



BMHGG01 Heated Self-Serve Display Case Operations Manual



Questions? OEM Parts, Contact Us:

Toll Free: 1-800-565-2253

Email: Info@BakeMax.com

www.BakeMax.com



Warning & Safety

PLEASE READ AND FOLLOW INSTRUCTIONS BELOW TO PREVENT INJURY OR DAMAGE TO THE PRODUCT

BakeMax® (a registered trademark of Titan Ventures International Inc or TVI) is not responsible for any harm or injury caused due to any person's improper or negligent use of this equipment. The product shall only be operated by someone over the age of 18, of sound mind, and not under the influence of any drugs or alcohol, who has been trained in the correct operation of this machine, and is wearing authorized, proper safety clothing. This machine is intended for commercial use only. Any modification or miss use to the machine voids any warranty and may cause harm to individuals using the machine or in the area of the machine while in operation.

- When using the machine, please ensure that you have read all of the instructions within this manual.
- Be aware of your surroundings when using this machine, ensure there are no children or any other persons who are near the machine before operating.
- Do not put hand near moving parts.
- Remove all obstacles, which may interfere with machine functions.
- Keep work area clean and clear of clutter.
- Do not sit or stand on machine.
- Do not wear loose clothing or jewellery when operating machine as it may get caught in moving parts and cause injury.
- Stop using the machine and have it checked by an authorized service personal if it is not working properly.
- Disconnect from power source before performing and maintenance or cleaning on the machine.
- When the machine is not in use, please clean and store properly,
- Do not place any electrical parts or plug / cord in water or liquid.
- If the supply cord is damaged it must be replaced by an authorized service agent in order to avoid any electrical hazards.
- Keep power cord away from heat.
- Always ensure to follow local laws when operating your machine.

Cleaning

- This unit has been coated for shipping purposes, please clean before use.
- Do not use any liquid pressurised cleaning equipment on this machine.
- Disconnect power supply before cleaning.
- Only use food grade nonabrasive cleaning agents.
- Follow any additional cleaning / maintenance listed below.


Features

Increase impulse sales by displaying your sandwiches, burgers, wraps, pizzas and more with the 31.5" wide BakeMax BMHGG01 Titan Series Self-Serve Heated Display Case. With its slanted shelf design for better product visibility and 1160 watts of heating power to maintain food safe temperatures. The BakeMax BMHGG01 is the ultimate grab and go display warmer for any convenience store, cafeteria, concession stand or other self-serve counter.

- Constructed with stainless steel, tempered glass sides and fixed rubber feet for extra durability.
- Adjustable thermostatic controls and temperature range of 30-90°C (86-194°F) to maintain food safe temperatures.
- Independent heat & light controls for each shelf to allow flexibility when merchandising a variety of foods.
- Two slanted shelves with adjustable divider rods allowing you to display a wide variety of foods. 8 rods included
- Merchandising / price tag strip
- 1 Year Limited Warranty

Technical Specifications:

- Product Dimensions (WDH) 31.5" x 27.6" x 27.2"
- Product Weight 90.5 lbs.
- 120V / 10A / 1160 W / 60Hz / 1Ph
- Nema 5-15P Plug



** Due to continuous product improvement, specifications are subject to change without notice.

Operation

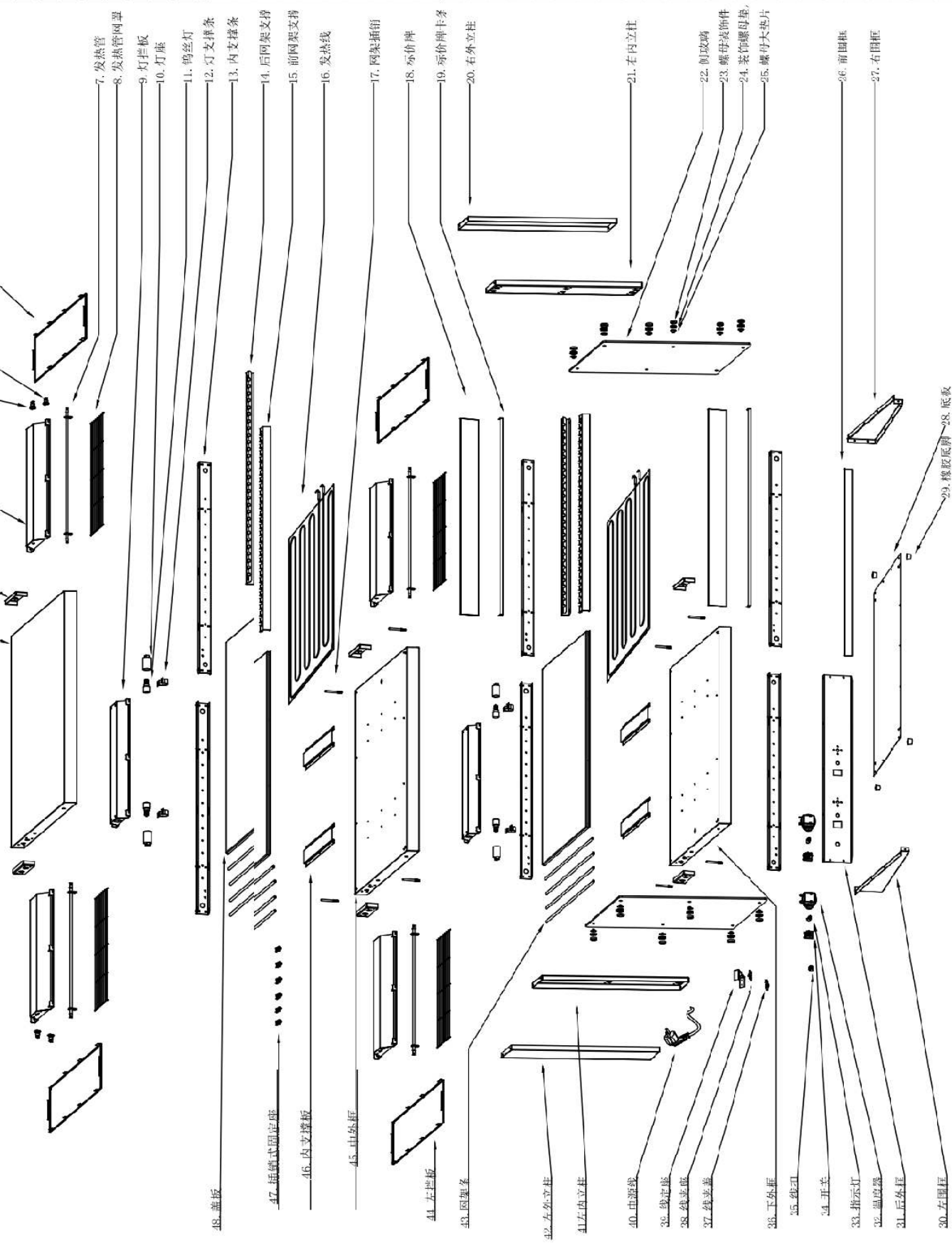
To Start:

1. Ensure unit is placed on a flat and stable surface.
2. Clean unit before plugging in and starting operation.
3. Do not change the plug on this unit as it will prevent the unit from working correctly and void all warranties.
4. Set the temperature as required for respective foods. You may adjust the desired temperature in the range between 30°C-90°C.
5. Allow the unit to reach desired temperature before placing cooked food inside.
6. Always use safety gloves or tongs when placing or removing food, as some of the warmer's parts become very hot.
7. Disconnect the warmer from the power outlet when the it is not in use.

General Maintenance & Cleaning

1. Daily maintenance should be carried out with all power to the unit in the off position, and the electrical cord unplugged. Cleaning should be carried out by means of food grade cleaning solutions via a soft or damp cloth. Do not utilize any type of pressurized water equipment.
2. Do not use any acidic agents and make sure that no water enters the device.
3. After the cleaning procedure, you should use a soft and dry cloth to dry and polish the surface.
4. Make sure the device has been cleaned properly before storing it in a dry place.
5. Regular inspection on the outside and internal cabinet along with the power cord should be observed and carried out on a regular basis to isolate and or observe any unforeseen failure or safety concern.

1. 上外框 2. 内加强板 3. 发热管挡框 4. 夹跳温控95℃ 5. 夹跳温控125℃ 6. 右挡板



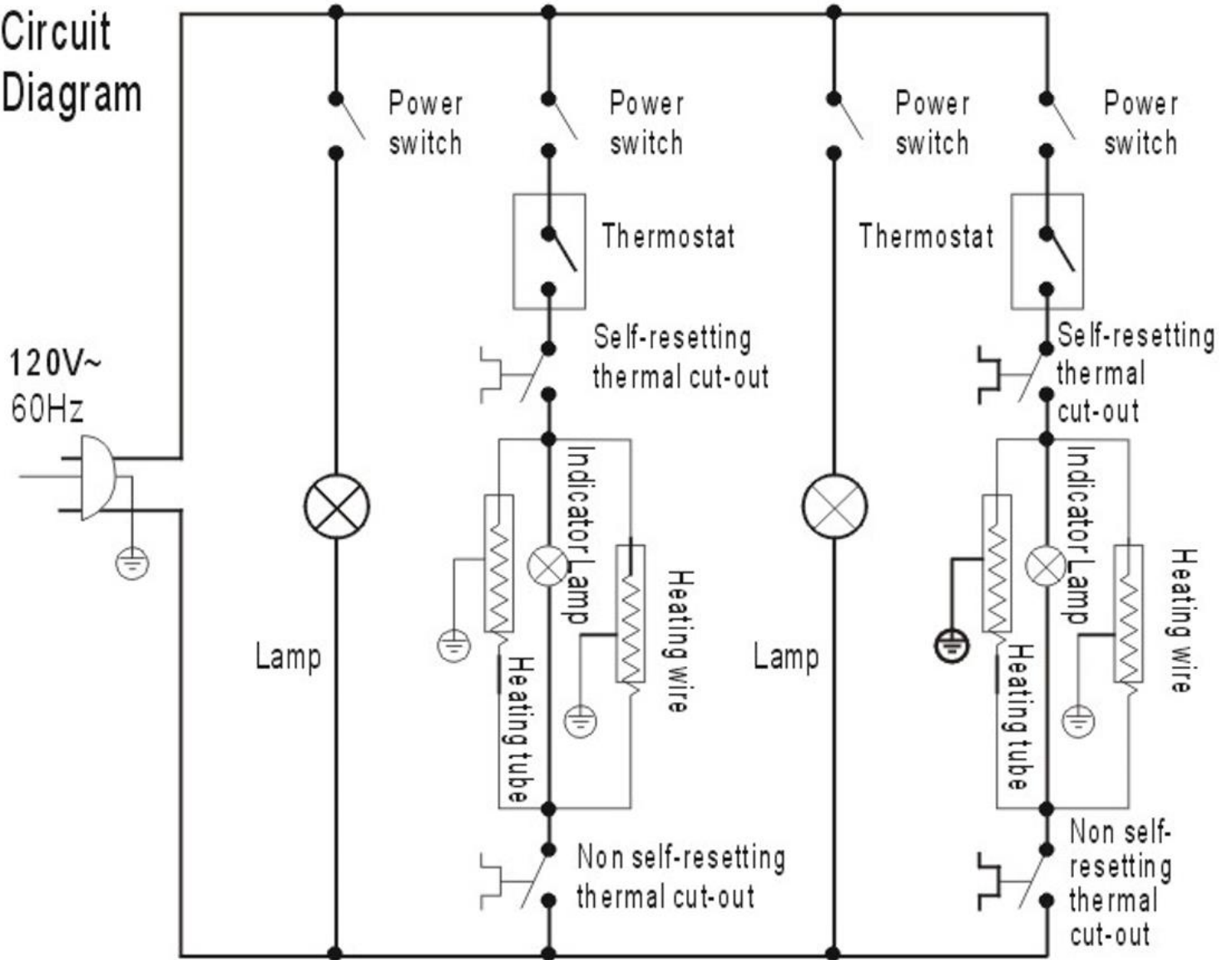
48. 盖板
47. 插销式固定座
46. 内支撑板
45. 上外框
44. 左挡板
43. 回型条
42. 左外立柱
41. 左内立柱
40. 电源线
39. 线底座
38. 线底座
37. 线底座
36. 下外框
35. 线罩
34. 开关
33. 指示灯
32. 温度计
31. 后外框
30. 左围框

7. 发热管
8. 发热管网罩
9. 灯罩板
10. 灯座
11. 钨丝灯
12. 灯支撑条
13. 内支撑条
14. 后网架支撑
15. 前网架支撑
16. 发热线
17. 网架插销
18. 标价牌
19. 标价牌卡条
20. 右外立柱
21. 右内立柱
22. 侧玻璃
23. 螺母装饰件
24. 装饰螺母盖
25. 螺母大垫片
26. 前围框
27. 右围框
29. 橡胶底脚
38. 底座

48	Cover plate
47	Plug-type fixer
46	Inner reinforcing guard
45	Middle outer frame
44	Left guard
43	Bar
42	Left outer pole
41	Left inner pole
40	Power line
39	Cable clip fixer
38	Cable clip base
37	Cable clip cover
36	Bottom outer frame
35	Cable clip
34	Switch
33	Indicating light
32	Controller
31	Back frame
30	Left frame
29	Rubber feet
28	Baseboard
27	Right frame
26	Front frame
25	Big gasket for Nut
24	Decorating gasket for Nut
23	Decorating parts for Nut
22	Side glass
21	Right inner pole
20	Right outer pole
19	Price Tag guard
18	Price Tag
17	Bolt
16	Aluminum foil heater
15	Supporting bar of front shelf
14	Supporting bar of back shelf
13	Inner supporting bar
12	Light supporting bar
11	Tungsten Lamp
10	Lamp holder
9	Light guard
8	Protect Nails
7	Heating element
6	Right guard
5	Thermostat 125℃
4	Thermostat 95℃
3	Light supporting bar
2	Inner reinforcing plate
1	Top outer frame
NO:	Des

Electrical Schematic

Circuit Diagram



Warranty & Service

BakeMax provides a 1-Year Limited Parts and Labor warranty on most items, there are select items which carry a Limited 2-Year Warranty. Extended Warranty is available on some products. Please contact us for details. The Warranty is not transferable and is limited to original installation of equipment sold by BakeMax for the original user.

For all Warranty Claims, Proof of Purchase and/or Serial Number is required. Once the machine is approved, BakeMax will provide our customers with on-site Warranty Coverage on all equipment more than 100lbs. BakeMax assumes no responsibility for down time or loss of product. Repairs must be Pre-Authorized by BakeMax and have a Service Authorization Number issued prior to commencing Warranty Service.

Warranty begins 10-Days after shipping from warehouse; delays in installation which would extend the Warranty must be Approved. All equipment must be installed and connected by Qualified Professionals in accordance with the Manual Specification. Products shipped are to be inspected at time of delivery, the receiver is responsible for inspection.

Any abuse or improper use of the equipment will void the warranty. This includes failure to follow all cleaning instructions, improper installation, improper maintenance, failure to follow capacity charts, improperly wired electrical connections. The Warranty does not apply to abuse, willful or accidental damage, or to products used for other than their intended purpose. Normal wear parts such as Accessories, Attachments, or Electrical Components such as Fuses, Bulbs, Elements, and Switches carry a 90-Day Warranty only.

Bench Warranty (Machines Weighing 100 lb. or less)

Once the machine is Approved for Warranty Service, if the machine requires Warranty work in less than 30 days of purchase date, BakeMax will pay all shipping charges. Once the machine is received and repaired it will be returned to the user at BakeMax expense. Freight Damages during return shipping is the responsibility of the owner of the machine.

The following is not covered under the BakeMax Warranty:

1. Overtime Labor Rates are not covered by BakeMax.
2. All parts will be shipped via Ground Courier only; If Express Shipping is required, it will be the responsibility of the Customer or Dealer.
3. Travel for Warranty Service is covered up to 100 Miles /160 Km Roundtrip, any further mileage will be the responsibility of the Customer or Dealer.
4. There is no on-site Warranty Service for Residential Addresses or addresses outside of the contiguous United States (*Lower 48*) or Canada.

***BakeMax machines sold outside of the contiguous United States (Lower 48), or Canada will carry 1-Year Parts Warranty only.*

Terms & Conditions

Terms

Net 15 days subject to Credit Approval. All past due Accounts are subject to 2% per month Service Charge as per Credit Application. We accept Visa, MasterCard, and Discover Credit Cards. We also accept E-Transfer & Wire Transfer, additional fees may apply.

Pricing

All prices are subject to change without notice. All prices are Sales Tax Extra, should you be claiming Tax Exemption, Tax Exempt Forms must accompany your Purchase Order. BakeMax products are sold in Canadian and US Dollars. BakeMax is not responsible for specifications errors or printing errors.

Shipping

Free shipping to Canada and the U.S. Minimum order \$6,000 for BakeMax and \$10,000 for BakeMax America Cooking Line. Tailgate Delivery is \$90.00 minimum. All checks made Payable to Titan Ventures International Inc. BakeMax is not responsible for goods damaged during shipping. BakeMax is not responsible for any delays in delivery once product has left our Warehouse and is in the carrier's possession. Products shipped are to be inspected at time of delivery, the receiver is responsible for inspection. Damaged Freight Claims are to be claimed with the carrier. BakeMax assumes no responsibility for Damaged Freight. Shipping Insurance available by request. By signing your name on the delivery receipt without noting any damages, you are stating that you have received your shipment in Acceptable Condition.

Return Policy

Returns will not be Approved unless in Writing. Returns must be made within 30-Days of Purchase and must have a Return Authorization Number issued before returning. The purchase order number, reason for return, and the serial number(s) of the unit are required for the Return Authorization Number. Minimum return amount of \$100.00.

Returns are subject to a minimum restocking fee of 30%. The cost of any repairs or re-crating required will be charged back to the dealer. If there is a manufacturer's defect BakeMax® will pay standard freight returned and prepaid shipping back to the customer.

Special Order Items, Clearance / Discontinued Equipment, Parts, Refurbished/Demo Equipment, or Non-Standard items are not Returnable.

Ordering Information

Send purchase orders to BakeMax via e-mail orderdesk@bakemax.com or Fax (506-859-6929). Use Model or Part number when ordering including Voltage Requirements, and Product Description. Please include the Dealer, Name, Address, terms, special delivery, or instructions required or attention names to be applied to packaging. Please notify BakeMax should you need order confirmation or tracking numbers, by calling 1-800-565-2253 or email orderdesk@bakemax.com.

Special Terms and Conditions

BakeMax reserves the right to make improvements or equipment changes without prior permission. Setup and Installation are the end user's Responsibility. Failure to properly Install or Maintain Equipment may Void Warranty.

Catalog, Spec Sheets and Website

BakeMax is not liable for incorrect information found in our Catalog, Spec Sheets or Website. Please contact us to confirm specifications. Pictures and specifications are for general purposes only. Product may not be exactly as shown. Prices and availability may change at any time without notice. Dimensions shown may change at any time without notice.