

OPERATOR'S MANUAL

TXW

16"x20", 20"x25", 40"x25" Tortilla Warmers

doughXpress.

HIX® CORPORATION COMMERCIAL FOOD DIVISON



TXW-1620



TXW-2025



TXW-4025

For Customer Service:
Call 1-800-835-0606 or Visit hixcorp.com

HIX CORPORATION



CONTENTS

<i>Receiving & Setup</i>	3
<i>Operation</i>	4
<i>Cleaning & Troubleshooting</i>	5
<i>Parts List</i>	6
<i>Warranty</i>	12

BEFORE warranty repair you MUST get Prior Authorization



Intertek



Intertek

RECEIVING & SETUP

UNPACKING

Remember to save all packing materials - including any crating, boxes, liners, and boards. You may need these for shipping your machine or should a repair be necessary in the future.

INSPECTION

Inspect your machine for hidden shipping damage. Contact the delivery company immediately, should you find damage.

PLATEN SURFACE

Slight surface imperfections are a normal part of the aluminum casting process for the platens on your press. These are not considered a defect and do not affect the functionality of the machines in any way.

INSTALLATION

1. Lift the warmer onto a countertop, be sure to allow a minimum clearance of two inches between adjacent equipment and/or walls and ample space for working and/or traffic.
NOTE: Upon receiving your new unit, some debris or residue may be present on the aluminum platen(s). Clean the platens per the instructions provided prior to first use.
2. Clean the warmer with a mild soap and wipe clean with cold water and a sponge.
3. Plug the warmer into a proper three prong wall outlet. If other appliances are connected to the same circuit, make sure the total load does not exceed maximum capacity of the circuit.

WARNING: Do not use an extension cord to supply power to your warmer.

OPERATING YOUR GRILL:

Turn the black dial to the desired setting and allow at least 15 to 20 minutes for surface to preheat.

WARNING: DO NOT touch hot surfaces.

NOTE: The LED light will remain illuminated until the set temperature has been reached.

WARNING: Before cleaning, performing maintenance, or repairs make sure the machine is turned off and the machine is unplugged. This appliance is not waterproof. Never spray or pour water or any other cleaning solution onto this appliance.

OPERATION

KNOB SETTING	TEMPERATURE
1	200°F
2	223°F
3	247°F
4	270°F
5	293°F
6	317°F
7	340°F
8	363°F
9	387°F
10	410°F

CLEANING

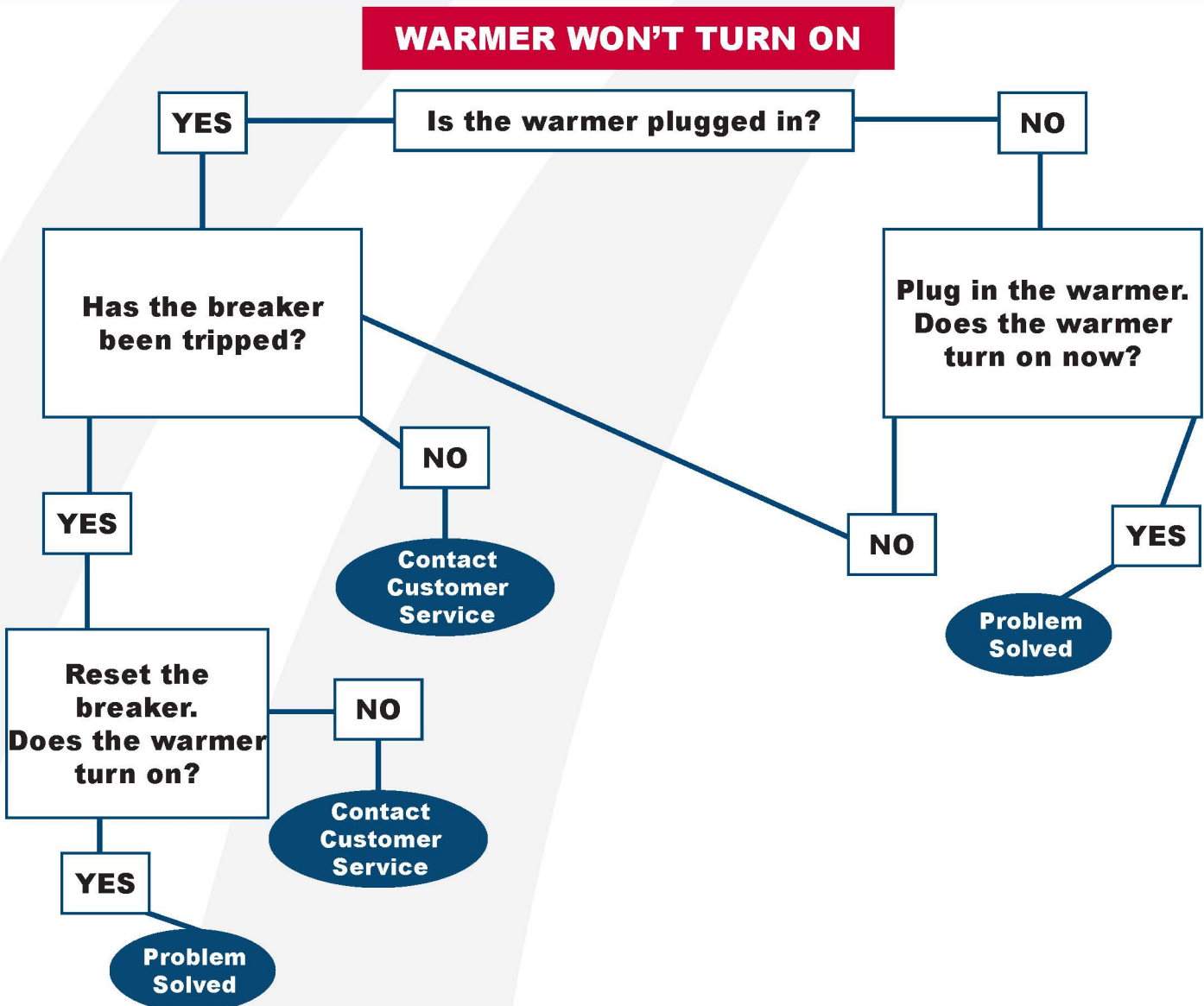
CLEANING ALUMINUM HEAT PLATEN

1. Unplug the machine and allow it to cool.
2. Dampen a non-metallic scrubbing sponge with mild soap or detergent to remove any excess material from the heat platen.
3. Wipe clean with dry cloth.

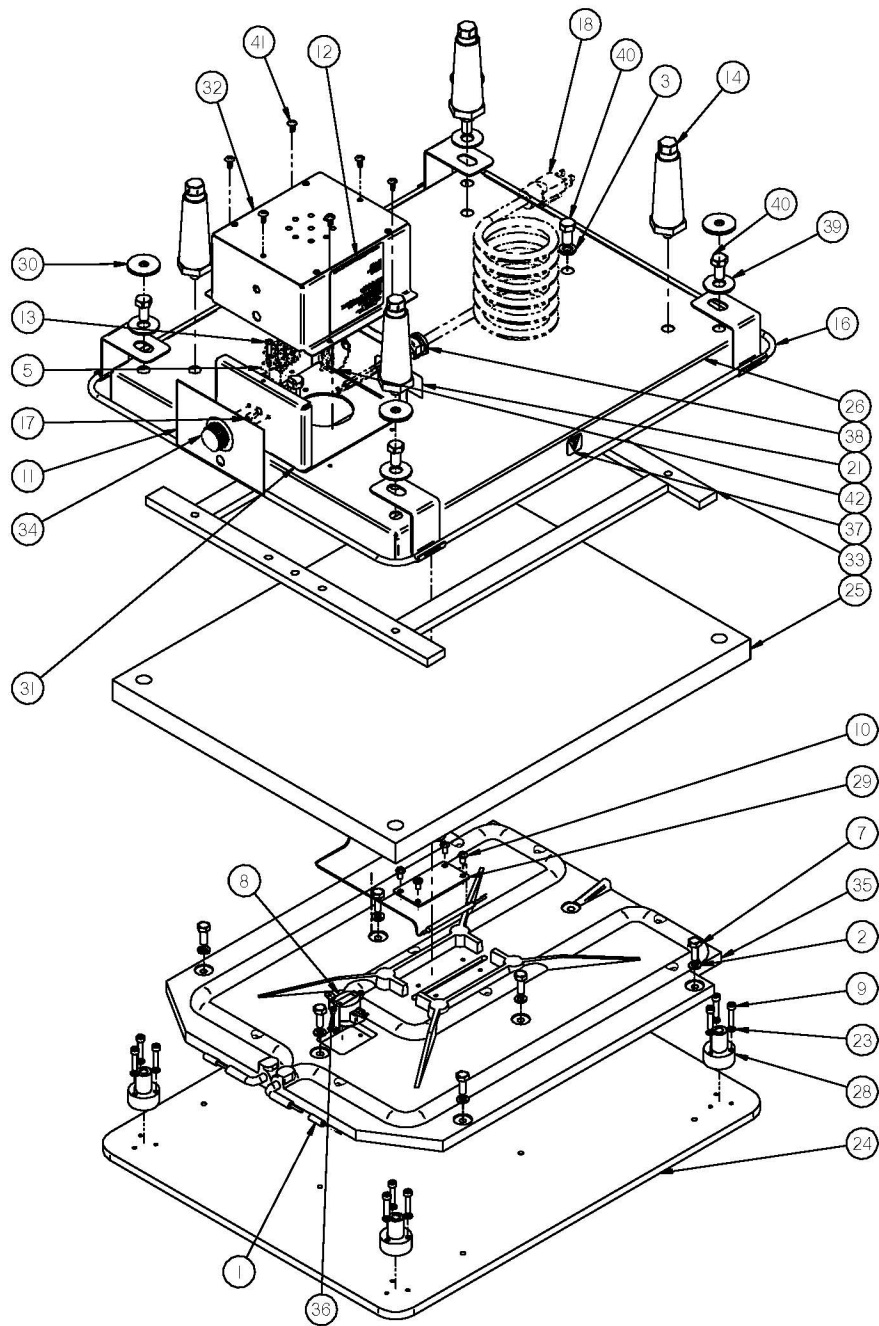
CLEANING OUTSIDE SURFACES OF THE MACHINE

- Use a mild soap and warm water, applied with a soft cloth or sponge. Do not use steel wool, scrub sponges, kitchen or oven cleaners, or other abrasives that will damage the surface.

TROUBLESHOOTING



REPLACEMENT PARTS LIST (TXW-1620)

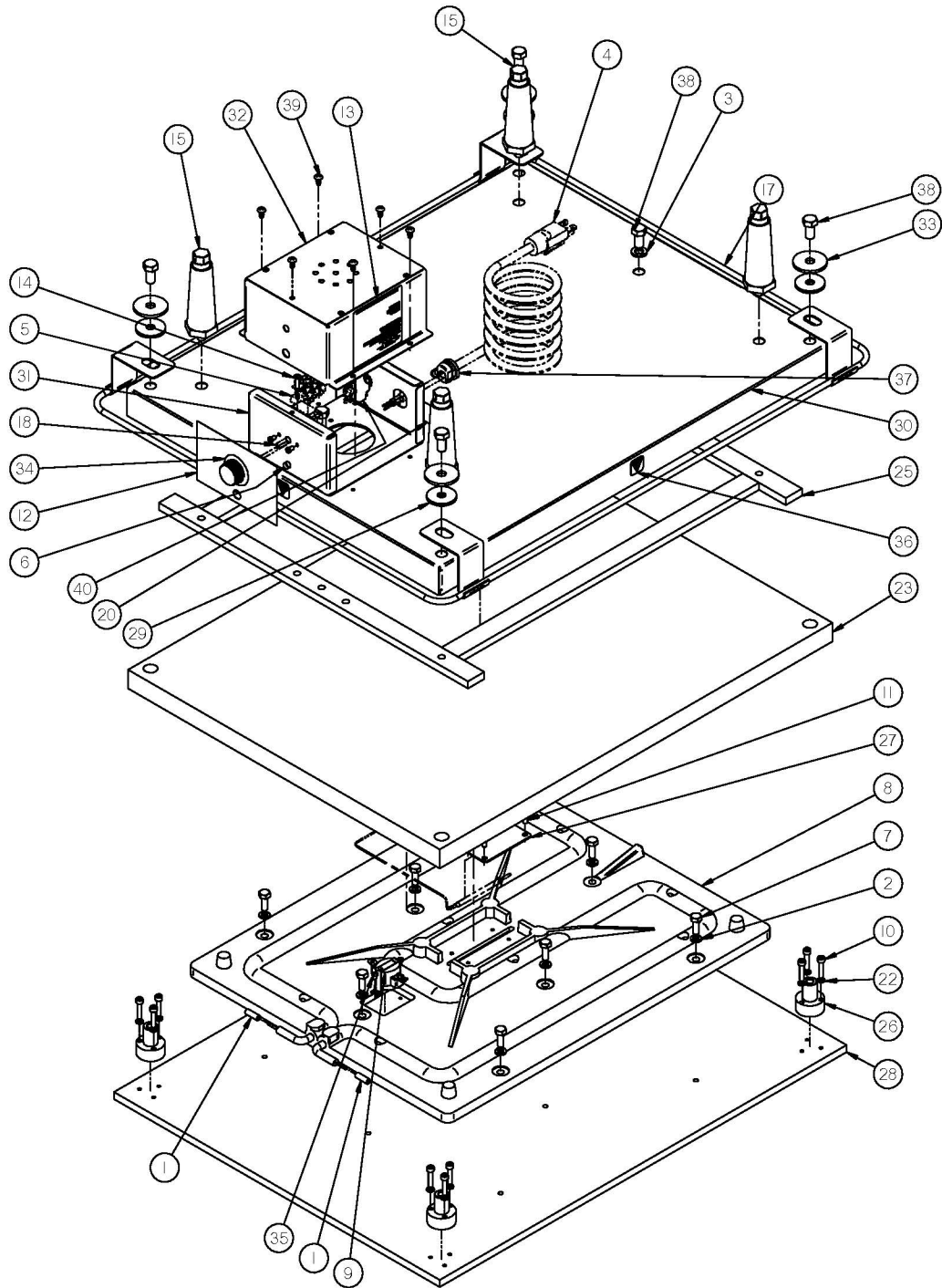


REPLACEMENT PARTS LIST

(TXW-1620)

ITEM#	PART#	TITLE	ITEM#	PART#	TITLE
1	94919	CONNECTOR COMPRESS SLEEVE			
2	79426	WASHER LOCK HEL SPR 1/4 ZP			
3	79418	WASHER LOCK HEL SPR 3/8 ZP			
4*	75077	SLEEVING SZ 4 H-C-1			
5	72223	TERM BD 601-2-KT37, 38,39			
6	71085	AMBER INDICATOR LIGHT 230V NL2951WL3A			
7	71062	BOLT 1/4-28x0.750			
8	70997	THERMOSTAT SNP 500F 49T21			
9	70893	SCREW CPSKT 10-32x0.875			
10	70630	SCREW MCH 10-24x0.375 PHPH			
11	70352	DECAL TXW-1620			
12	70268	DECAL HIX I.D. 3" X 3" SILVER			
13	70236	SCREW TAP 8-18x0.750 PHPH DRL			
14	70218	LEG METAL TXW			
15*	70212	MANUAL OWNERS TXW			
16	70059	TXW 1620 BURN GAURD			
17	70048	THERMOSTAT CAPLARY CAP-122-483			
18	39768	CORDSET 120v 14/3 STOW 5-15P			
19*	36188	TERM 20-14 FDISC .250 NON SS			
20*	34525	WIRE APPL 12GA 250C/600V NPC			
21	33605	DECAL, UNPLUG MACHINE			
22*	33028	WIRE KIT TXW-1620 120V			
23	32228	WASHER LOCK HEL SPR #10 ZP			
24	3201024	1620 LAMINATED WARMER PLATE			
25	3201013	TXW 1620 INSULATION			
26	3201003	TXW20 BOTTOM COVER			
27*	3200030	TXW-1620 PACKAGING			
28	3102103	BOLT ON CORNER POST			
29	3102102	2025 LAMINATED THERMO BULB COVER			
30	3102004	TXW18R INSULATING WASHER			
31	3101004	TXW CONTROL BOX BASE			
32	3101002	TXW CONTROL BOX TOP			
33	3100010	TXW20 LEG SUPPORT WELDMENT			
34	23256	KNOB SKIRTED #1600			
35	2011209	MODIFIED CASTING 1800W TXW1620 120V			
36	15438	SCREW TAP 6X0.250 PHPH			
37	14910	DECAL HOT SURFACE SYMBOL			
38	13250	CORD GRIP HEYCO 1557 RDD201			
39	12229	WASHER FLT .500x1.250x.078 ZPS			
40	10843	BOLT 3/8-16X0.750			
41	10480	SCREW TAP 10x0.375 PHPH			
42	10350	CIRCUIT BKR 1-POLE PTR 30A ST			

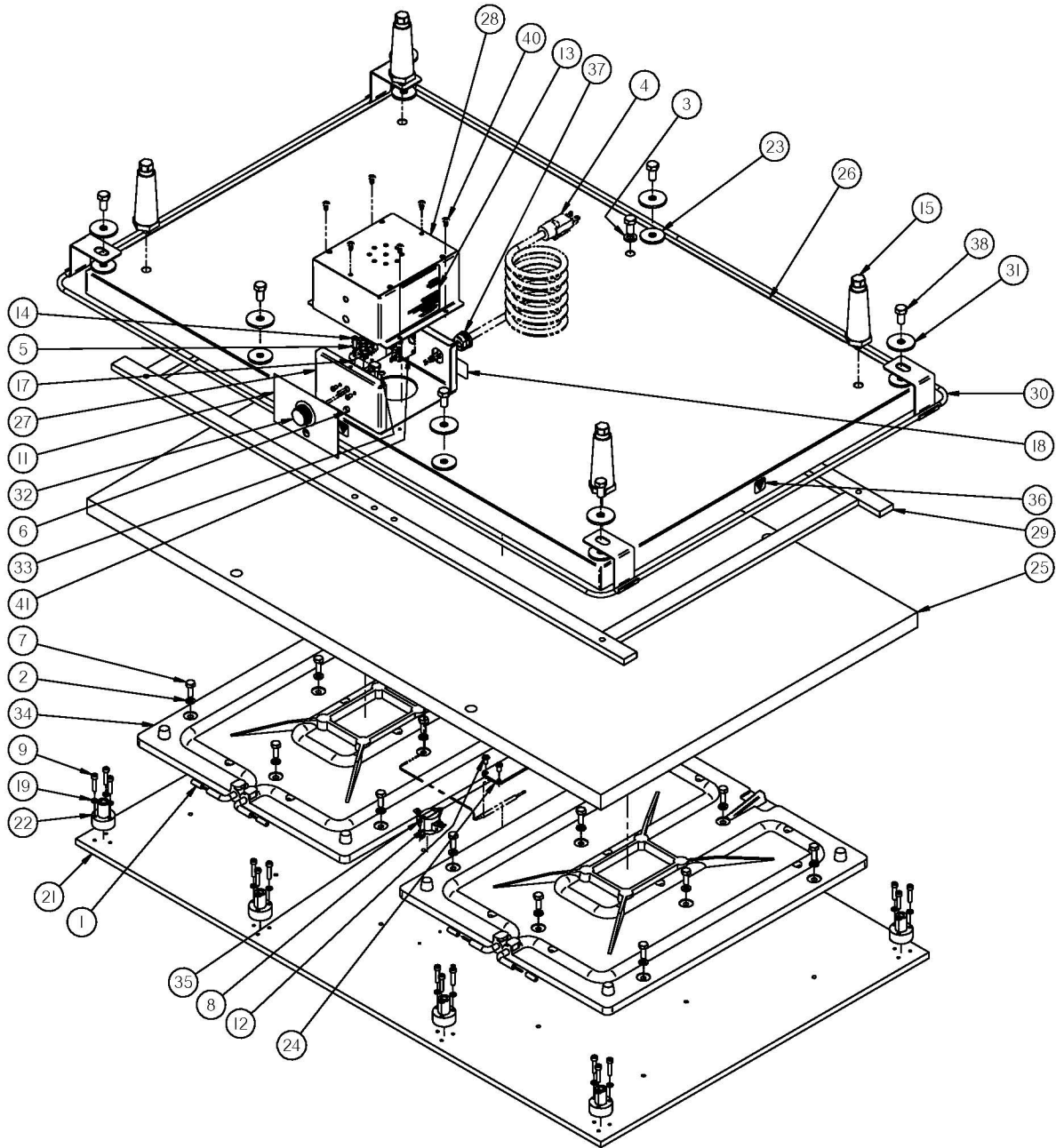
REPLACEMENT PARTS LIST (TXW-2025)



REPLACEMENT PARTS LIST (TXW-2025)

ITEM#	PART#	TITLE	ITEM#	PART#	TITLE
1	94919	CONNECTOR COMPRESS SLEEVE			
2	79426	WASHER LOCK HEL SPR 1/4 ZP			
3	79418	WASHER LOCK HEL SPR 3/8 ZP			
4*	72495	CORDSET 220V 14/3 SJTOW 6-20P			
5	72223	TERM BD 601-2-KT37, 38,39			
6	71085	AMBER INDICATOR LIGHT 230V NL2951WL3A			
7	71062	BOLT 1/4-28x0.750			
8	71060	MODIFIED HOSS CASTING FOR 2025 TXW			
9	70997	THERMOSTAT SNP 500F 49T21			
10	70893	SCREW CPSKT 10-32x0.875			
11	70630	SCREW MCH 10-24x0.375 PHPH			
12	70352	DECAL TXW-1620			
13	70268	DECAL HIX I.D. 3" X 3" SILVER			
14	70236	SCREW TAP 8-18x0.750 PHPH DRL			
15	70218	LEG METAL TXW			
16*	70212	MANUAL OWNERS TXW			
17	70060	TXW 2025 BURN GUARD			
18	70048	THERMOSTAT CAPLARY CAP-122-483			
19*	34525	WIRE APPL 12GA 250C/600V NPC			
20	33605	DECAL UNPLUG MACHINE			
21*	33027	WIRE KIT TXW-2025 220V			
22	32228	WASHER LOCK HEL SPR #10 ZP			
23	3201014	TXW25 INSULATION			
24*	3200031	TXW-2025 PACKAGING			
25	3200010	TXW25 LEG SUPPORT WELDMENT			
26	3102103	BOLT ON CORNER POST			
27	3102102	2025 LAMINATED THERMO BULB COVER			
28	3102101	TXW 2025 PLATEN MODIFICATION 4			
29	3102004	TXW18R INSULATING WASHER			
30	3101100	TXW 2025 BOTTOM COVER			
31	3101004	TXW CONTROL BOX BASE			
32	3101002	TXW CONTROL BOX TOP			
33	25720	WASHER FLT .406X1.500X.120 ZPS			
34	23256	KNOB SKIRTED #1600			
35	15438	SCREW TAP 6X0.250 PHPH			
36	14910	DECAL HOT SURFACE SYMBOL			
37	13250	CORD GRIP HEYCO 1557 RDD201			
38	10843	BOLT 3/8-16X0.750			
39	10480	SCREW TAP 10x0.375 PHPH			
40	10350	CIRCUIT BKR 1-POLE PTR 30A ST			

REPLACEMENT PARTS LIST (TXW-4025)



REPLACEMENT PARTS LIST

(TXW-4025)

ITEM#	PART#	TITLE	ITEM#	PART#	TITLE
1	94919	CONNECTOR COMPRESS SLEEVE			
2	79426	WASHER LOCK HEL SPR 1/4 ZP			
3	79418	WASHER LOCK HEL SPR 3/8 ZP			
4	72495	CORDSET 220V 14/3 SJTOW 6-20P			
5	72223	TERM BD 601-2-KT37, 38,39			
6	71085	AMBER INDICATOR LIGHT 230V NL2951WL3A			
7	71062	BOLT 1/4-28x0.750			
8	70997	THERMOSTAT SNP 500F 49T21			
9	70893	SCREW CPSKT 10-32x0.875			
10*	70793	WIRE APPL 16GA 250C/600V NPC			
11	70352	DECAL TXW-1620			
12	70630	SCREW MCH 10-24x0.375 PHPH			
13	70268	DECAL HIX I.D. 3" X 3" SILVER			
14	70236	SCREW TAP 8-18x0.750 PHPH DRL			
15	70218	LEG METAL TXW			
16*	70212	MANUAL OWNERS TXW			
17	70048	THERMOSTAT CAPLARY CAP-122-483			
18	33605	DECAL UNPLUG MACHINE			
19	32228	WASHER LOCK HEL SPR #10 ZP			
20*	3200032	TXW-4025 PACKAGING			
21	3102106	M-TXW4025 TOP PLATE 3/8			
22	3102103	BOLT ON CORNER POST			
23	3102004	TXW18R INSULATING WASHER			
24	3101507	CAPILLARY TUBE COVER			
25	3101503	TXW 4025 INSULATION			
26	3101501	TXW 4025 BOTTOM COVER			
27	3101004	TXW CONTROL BOX BASE			
28	3101002	TXW CONTROL BOX TOP			
29	3100040	TXW4025 LEG SUPPORT WELDMENT			
30	3100030	ASSEMBLY, TXW4025 BURN GUARD			
31	25720	WASHER FLT .406X1.500X.120 ZPS			
32	23256	KNOB SKIRTED #1600			
33	21482	SCREW TAP 8x0.500 PHPH			
34	2011206	CASTING 16X20 220V TXW4025			
35	15438	SCREW TAP 6X0.250 PHPH			
36	14910	DECAL HOT SURFACE SYMBOL			
37	13250	CORD GRIP HEYCO 1557 RDD201			
38	10843	BOLT 3/8-16X0.750			
39*	10563	WIRE KIT TXW-4025 220V			
40	10480	SCREW TAP 10x0.375 PHPH			
41	10351	CIRCUIT BKR 1-POLE PTR 40 AMP			

WARRANTY

BEFORE warranty repair you MUST get Prior Authorization: Call 1-800-835-0606 Warranty will be voided otherwise.

doughXpress® will automatically register the equipment on the date it was shipped to you or your distributor. If the equipment was not purchased directly from HIX, but through a distributor (either domestic or foreign), please keep a copy of their sales invoice showing the serial number and date it was sold/shipped to you with this warranty.

In this case, we will use the distributor's invoice date as the beginning warranty date. **STAPLE A COPY OF YOUR RECEIPT TO THIS WARRANTY** and keep in a safe place to provide verification of your warranty should a problem occur. Thank you.

Please fill in the following information and attach a copy of your receipt for your records.

Date Purchased: _____ **From:** _____
Model #: _____ **Serial #:** _____

This warranty applies to equipment manufactured by the HIX Corporation (HIX), Pittsburg, Kansas, U.S.A. HIX warrants to the original purchaser, the full line of doughXpress® product against defects in workmanship and material, except for wear and tear for a period of one year parts and labor limited warranty on most items, there are selected items which may carry a two year warranty (refer to owners manual.) All dough press carts, compressors, and accessories are warranted for 90 days from the date of purchase. Repairs include parts and labor only, excluding is the following:

1. Overtime Labor Rates
2. Expedited Freight for Parts
3. doughXpress® assumes no responsibility for down time or loss of product. All defective parts must be returned to doughXpress® for credit. Repairs must be pre-authorized by doughXpress® prior to work commencing.
4. Travel time is not covered by doughXpress®, unless pre-authorized by doughXpress®. In the event of a defect, doughXpress®, at its option, will repair, replace or substitute the defective item at no cost during this period subject to the limitations of insurance and shipping costs stated below.

This warranty does not cover normal wear and tear, damages due to accident, misuse/abuse, alterations or damage due to neglect, or lack of proper lubrication or maintenance. doughXpress® shall not be responsible for repairs or alterations made by any person without the prior written authorization by doughXpress®. This warranty is the sole and exclusive warranty of doughXpress® and no person, agent, distributor, or dealer of doughXpress® is authorized to change, amend or modify the terms set forth herein, in whole or in part.

In the case of a problem with the equipment identified herein, doughXpress® should be contacted during regular business hours to discuss the problem and verify an existing warranty. doughXpress® personnel will assist the customer to correct any problems which can be corrected through operation or maintenance instructions, simple mechanical adjustments, or replacement of parts. In the event the problem cannot be corrected by phone, and upon the issuance of a return authorization by doughXpress®, the equipment shall be returned to doughXpress® or an authorized service representative. All insurance, packaging and shipment/freight costs are solely the responsibility of the customer, and doughXpress® shall not be responsible for improper handling or damage in transit.

doughXpress® customer service personnel may be contacted for complete return authorization and reconditioning information. This expressed warranty is given in lieu of any and all other warranties, whether expressed or implied, including but not limited to those of merchantability and fitness for a particular purpose, and constitutes the only warranty made by doughXpress®. In no event shall doughXpress®' liability for breach of warranty extend beyond the obligation to repair or replace the nonconforming goods. doughXpress® shall not be liable for any other damages, either incidental or consequential, or the action as brought in contract, negligence or otherwise.

This warranty gives you specific legal rights and you may also have other rights which vary from state to state.



1201 E. 27th Terrace • Pittsburg, KS 66762 • U.S.A.

Phone: (800) 835-0606 • Fax: 620-231-1598

Web site: hixcorp.com • E-Mail: sales@hixcorp.com